

SPECIFICATIONS:

- FREQ RANGE — 7.5 TO 18.0 GHZ
- VSWR — 1.15 : 1 MAX
- INSERTION LOSS — 0.30 db TYP
- ISOLATION — 60 db TYP
- SWITCHING TIME — 75mSEC, TYP
- PRESSURE — TO 30 PSIG (R-F HEAD)
- FINISH — IRIDITE ON FLANGES, SATIN BLACK FINISH ON REST OF BODY.

NOTES:

1. ** MANUAL SWITCH DOES NOT INCLUDE RECEPTACLE.
2. BLUE BOXES ARE REQUIRED FIELDS.
3. !! IF OPTION IS NOT REQUIRED, LEAVE (GOLD BOX) BLANK
4. ## SINGLE POLE DOUBLE THROW (SPDT) OPTION ADDS A SHORTING PLATE ON PORT 4.

VOLTAGE	AMPS	CODE
+22 TO +32	0.9	A
-22 TO -32	0.9	B
+10 TO +14	1.5	C
-10 TO -14	1.5	D
+44 TO +54	0.5	E
-44 TO -54	0.5	F
117VAC	0.5	H
235VAC	0.5	K
MANUAL **		M

PART NO. SELECTION

CODE	FLANGE
P	PLAIN
G	GROOVED

CODE	!! OPTION
M	METRIC THREAD

SEE NOTE 4

!! OPTION	CODE
SPDT ##	1

FOR OTHER ELECT CKT'S SEE SCHEMATIC PAGE.

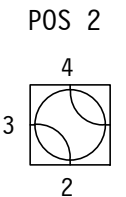
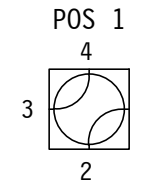
750- [] [] [] [] [] []

PART NO. SERIES	750- CODE	FAILSAFE	F	!! ELECTRICAL CIRCUIT (IF OTHER THAN STD.)
		!! OPTION	CODE	

PART NO. EX.: 750-APF2
WRD750 WG SWITCH, +28VDC, PLAIN FLANGE, FAILSAFE, CIRCUIT #2

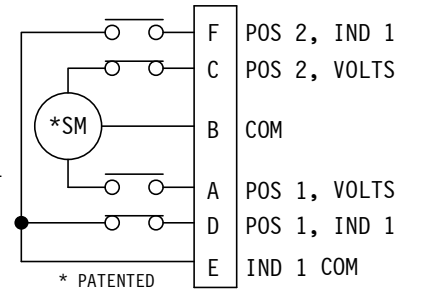
NUMBER NOT REQ'D FOR STANDARD CIRCUIT.

WRD-750 D24 PLAIN (FLAT) FLANGE (SEE P/N SELECT.)
6-32 x .25 DP (4) TYP
(Customer to supply info for Metric Option)

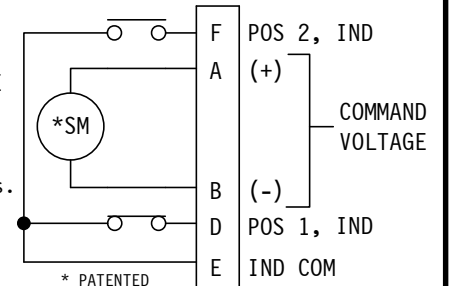


R-F PATHS

STD. ELECT. CKT.
Shown in Pos. 1 ONE FORM C



STD. FAILSAFE ELECT. CKT.
Shown in De-energized Pos. ONE FORM C



WEB SITE: www.sectormicrowave.com

TOLERANCES:
DECIMALS
2 PLACES: +/- .03
3 PLACES: +/- .010
FRACTIONS: +/- 1/32
ANGLES: +/- 1/2 deg.

DRAWN	A.C.	5/24/08
CHECKED		
APVD	R.R.	5/24/08
APVD		

SECTOR MICROWAVE IND., INC.

WRD750D24 DOUBLE RIDGE W/G SWITCH

SCALE	L	CAGE CODE	53263	750- SERIES	A
UNIT WT.		SHEET	1 OF 1	REV.	

ZONE	LTR	DESCRIPTION	APV	DATE
	A	RELEASED	R.R.	5/24/08
REVISIONS				