

SPECIFICATIONS:

FREQ. RANGE (GHz)	5.8-6.4	7.9-8.4	14-14.5
VSWR (MAX)	1.1:1	1.1:1	1.1:1
INSERTION LOSS (MAX)	0.2 dB	0.05 dB	0.2 dB
ISOLATION (MIN)	70 dB	70 dB	60 dB
SWITCHING TIME	75 mSEC, TYP		
PRESSURE	TO 30 PSIG (R-F HEAD ONLY)		
R-F POWER	10 KW PEAK		
FINISH	SATIN BLACK FINISH, IRIDITE ON FLANGE FACES		

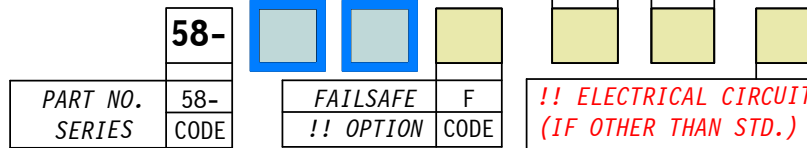
VOLTAGE	AMPS	CODE
+22 TO +32	0.9	A
-22 TO -32	0.9	B
+10 TO +14	1.5	C
-10 TO -14	1.5	D
+44 TO +54	0.5	E
-44 TO -54	0.5	F
117VAC	0.5	H
235VAC	0.5	K
MANUAL **		M

PART NO. SELECTION

CODE	FLANGE
P	PLAIN
G	GROOVED

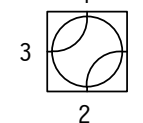
CODE	!! OPTION
M	METRIC THREAD

!! OPTION	CODE
SPDT	1

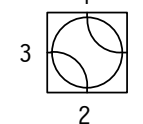


PART NO. EX.: 58-APFM
WRD580D28 WG SWITCH, +28VDC, PLAIN FLANGE, FAILSAFE, METRIC THDS.

POS 1 (Latching)
De-energize
(Failsafe)

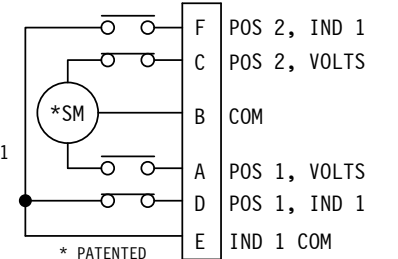


POS 2 (Latching)
Energized
(Failsafe)

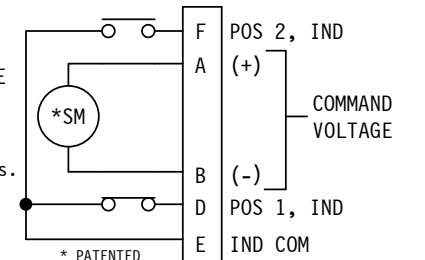


R-F PATHS

STD. ELECT. CKT.
Shown in Pos. 1
ONE FORM C



STD. FAILSAFE ELECT. CKT.
Shown in De-energized Pos.
ONE FORM C



- NOTES:
1. ** MANUAL SWITCH DOES NOT INCLUDE RECEPTACLE.
2. BLUE BOXES ARE REQUIRED FIELDS.
3. !! IF OPTION IS NOT REQUIRED, LEAVE (GOLD BOX) BLANK

WEB SITE: www.sectormicrowave.com

ZONE	LTR	DESCRIPTION	APV	DATE
	-	RELEASED	R.R.	5/24/04
REVISIONS				

TOLERANCES:
DECIMALS
2 PLACES: +/- .03
3 PLACES: +/- .010
FRACTIONS: +/- 1/64
ANGLES: +/- 1/2 deg.

DRAWN	A.C.	5/24/04
CHECKED		
APVD	R.R.	5/24/04
APVD		

SECTOR MICROWAVE IND., INC.			
WRD580D28 DOUBLE RIDGE W/G SWITCH			
SIZE	L	CAGE CODE	53263
SCALE: NONE	UNIT WT.	SHEET	1 OF 1
			58- SERIES
			- REV.