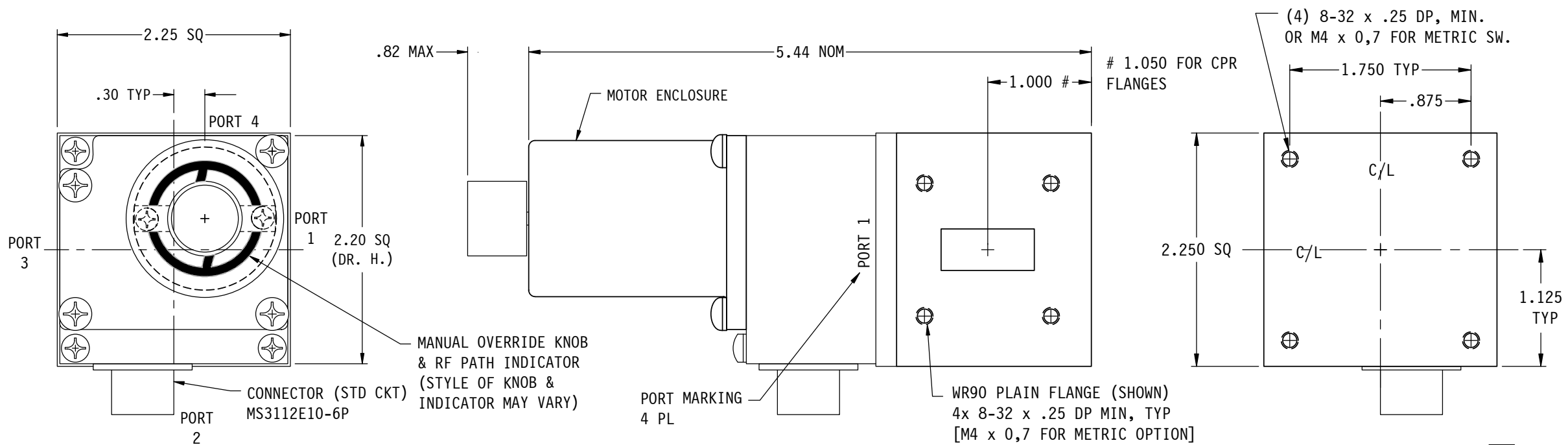


X-xxW SHELTERED SER.



SPECIFICATIONS:
 FREQ RANGE — 8.20 TO 12.40 GHz
 VSWR — 1.05 : 1 MAX
 INSERTION LOSS — 0.05 db MAX
 ISOLATION — 60 db MIN
 SWITCHING TIME — 50 mSEC, TYP
 PRESSURE — TO 30 PSIG (R-F HEAD)
 FINISH — IRIDITE ON FLANGES, SATIN BLACK FINISH ON REST OF BODY.

NOTES:
 1. ** MANUAL SWITCH DOES NOT INCLUDE RECEPTACLE.
 2. BLUE BOXES ARE REQUIRED FIELDS.
 3. !! IF OPTION IS NOT REQUIRED, LEAVE (GOLD BOX) BLANK

VOLTAGE	AMPS	CODE
+22 TO +32	0.9	A
-22 TO -32	0.9	B
+10 TO +14	1.5	C
-10 TO -14	1.5	D
+44 TO +54	0.5	E
-44 TO -54	0.5	F
117VAC	0.5	H
235VAC	0.5	K
MANUAL **		M

PART NO. SELECTION

CODE	FLANGE	CODE	!! OPTION
P	PLAIN	M	METRIC THREAD
C	CHOKE		
O	O-RING		
F	CPRF		
G	CPRG		

(USED IN A SHELTERED ENVIRONMENT)

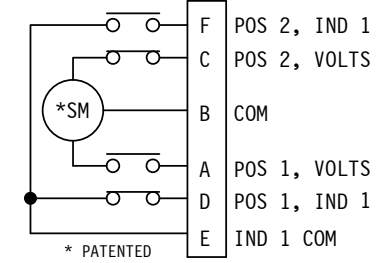
CODE	ENVIRONMENTAL
W	SHELTERED

FOR OTHER ELECT CKT's SEE SCHEMATIC PAGE.

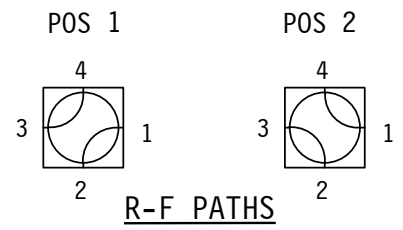
PART NO. SERIES	X-					
	CODE					
		SPDT	1			
		!! OPTION	CODE			

!! ELECTRICAL CIRCUIT (IF OTHER THAN STD.)

PART NO. EX.: X-APW2
 WR90 WG SWITCH, +28VDC, PLAIN FLANGE, SHELTERED, CKT #2



STD. ELECT. CKT. Shown in Pos. 1 ONE FORM C



WEB SITE: www.sectormicrowave.com

ZONE	LTR	DESCRIPTION	APV	DATE
	A	RELEASED.	TN	12/9/03
REVISIONS				

TOLERANCES: DECIMALS 2 PLACES: +/- .03 3 PLACES: +/- .010 FRACTIONS: +/- 1/32 ANGLES: +/- 1/2 deg.	DRAWN	A.C.	12/9/03
	CHECKED		
	APVD	T.N.	12/9/03
	APVD		

SECTOR MICROWAVE IND., INC.			
WR90 SHELTERED W/G SWITCH SERIES			
SIZE L	CAGE CODE	53263	X-xxW SHELTERED SER.
SCALE: NONE	UNIT WT.	SHEET 1 OF 1	REV. A