

SPECIFICATIONS:

- FREQ RANGE (GHz) — 12.4 TO 18.0
- VSWR (MAX) — 1.10 : 1 (1.08:1 TYP)
- INS. LOSS (MAX) — 0.10 db
- ISOLATION (MIN) — 60 db
- SWITCHING TIME — 50mSec, TYP
- LIFE — 100,000 CYCLES, MIN
- VOLTAGE — SEE P/N SELECTION
- PRESSURE — TO 30 PSIG
- FINISH — IRIDITE ON FLANGES, SATIN BLACK FINISH REST OF BODY.

VOLTAGE	AMPS	CODE
+22 TO +32	0.9	A
-22 TO -32	0.9	B
+10 TO +14	1.5	C
-10 TO -14	1.5	D
+44 TO +54	0.5	E
-44 TO -54	0.5	F
117VAC	0.5	H
235VAC	0.5	K
MANUAL **		M

PART NO. SELECTION

CODE	FLANGE
P	PLAIN
C	CHOKE
O	O-RING

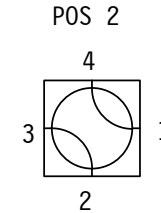
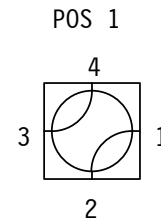
CODE	!! OPTION
M	METRIC THREAD

!! OPTION	CODE
SPDT	1

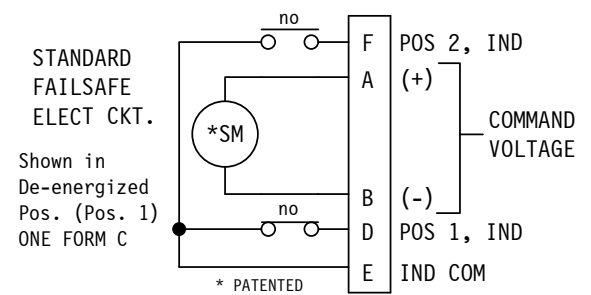
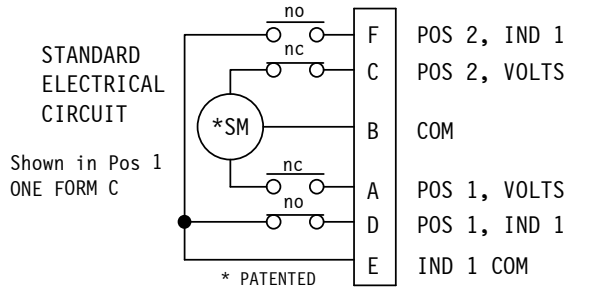
PART NO. SERIES	U-					
	CODE	FAILSAFE	F	!! ELECTRICAL CIRCUIT (IF OTHER THAN STD.)		
PART NO. EX.: U-APFM		FAILSAFE	F	!! ELECTRICAL CIRCUIT (IF OTHER THAN STD.)		

WR62 WG SWITCH, +28VDC, PLAIN FLANGE, FAILSAFE, METRIC THDS.

WEB SITE: www.sectormicrowave.com



R-F PATHS



NOTES:

- ** MANUAL SWITCH DOES NOT INCLUDE RECEPTACLE.
- BLUE BOXES ARE REQUIRED FIELDS.
- !! IF OPTION IS NOT REQUIRED, LEAVE (GOLD BOX) BLANK

ZONE	LTR	DESCRIPTION	APV	DATE
	A	RELEASED.	RR	1/28/04
REVISIONS				

TOLERANCES: DECIMALS	DRAWN	AC	1/28/04
2 PLACES: +/- .03	CHECKED		
3 PLACES: +/- .010	APVD	RR	1/28/04
FRACTIONS: +/- 1/32	APVD		
ANGLES: +/- 1/2 deg.			

SECTOR MICROWAVE IND., INC.

WR62 SERIES WITH DR. HOUSING

SIZE **L** CAGE CODE **53263** **U-xx SERIES** **A**

SCALE: FULL UNIT WT. SHEET 1 OF 1 REV.