

SPECIFICATIONS:

FREQ RANGE	15.0 TO 22.0 GHz
VSWR	1.10 : 1 MAX
INSERTION LOSS	0.10 db MAX
ISOLATION	60 db MIN
VOLTAGE	SEE P/N SELECTION
SWITCHING TIME	60 mSec NOM
PRESSURE	TO 30 PSIG (R-F HEAD ONLY)
LIFE	100,000 OPERATIONS
FINISH	IRIDITE ON FLANGES, SATIN BLACK ENAMEL ON REST OF BODY.

NOTES:

- ** MANUAL SWITCH DOES NOT INCLUDE RECEPTACLE.
- BLUE BOXES ARE REQUIRED FIELDS.
- !! IF OPTION IS NOT REQUIRED, LEAVE (GOLD BOX) BLANK

VOLTAGE	AMPS	CODE
+22 TO +32	0.9	A
-22 TO -32	0.9	B
+10 TO +14	1.5	C
-10 TO -14	1.5	D
+44 TO +54	0.5	E
-44 TO -54	0.5	F
117VAC	0.5	H
MANUAL **		M

PART NO. SELECTION

CODE	FLANGE
P	PLAIN
C	CHOKE
O	O-RING

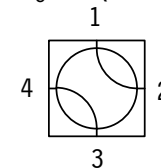
CODE	!! OPTION
M	METRIC THREAD

!! OPTION	CODE
SPDT	1

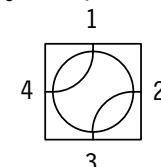
51					
PART NO. SERIES	51				
CODE					
FAILSAFE	F				
!! OPTION					
CODE					

PART NO. EX.: 51APF
WR51 WG SWITCH, +28VDC,
PLAIN FLANGE, FAILSAFE

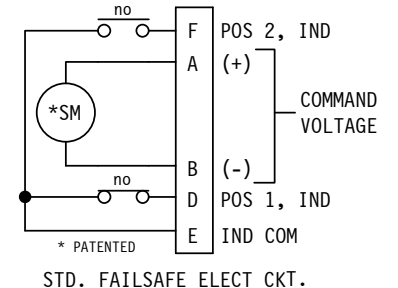
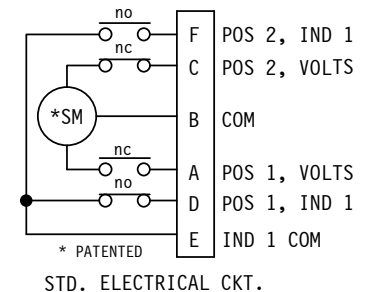
POS 1 (Latching)
De-energize (Failsafe)



POS 2 (Latching)
Energized (Failsafe)



R-F PATHS



WEB SITE: www.sectormicrowave.com

ZONE	LTR	DESCRIPTION	APV	DATE
	-	RELEASED	AC.	2/14/90
REVISIONS				

TOLERANCES: DECIMALS 2 PLACES: +/- .03 3 PLACES: +/- .010 FRACTIONS: +/- 1/64 ANGLES: +/- 1/2 deg.	DRAWN	A.C.	2-14-90
	CHECKED		
	APVD	J.P.	2-14-90
	APVD		

SECTOR MICROWAVE IND., INC.			
LIGHTWEIGHT SERIES W/G SW. WR51			
SIZE	L	MFG CODE	53263
SCALE: NONE	UNIT WT.	SHEET 1 OF 1	REV.