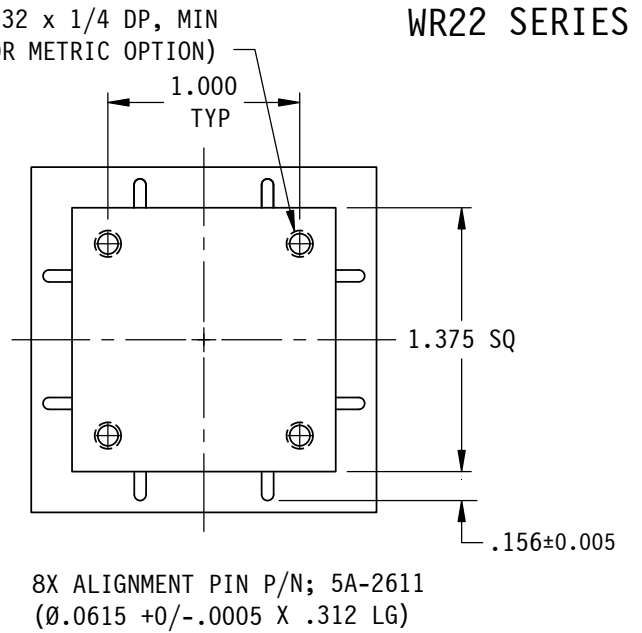
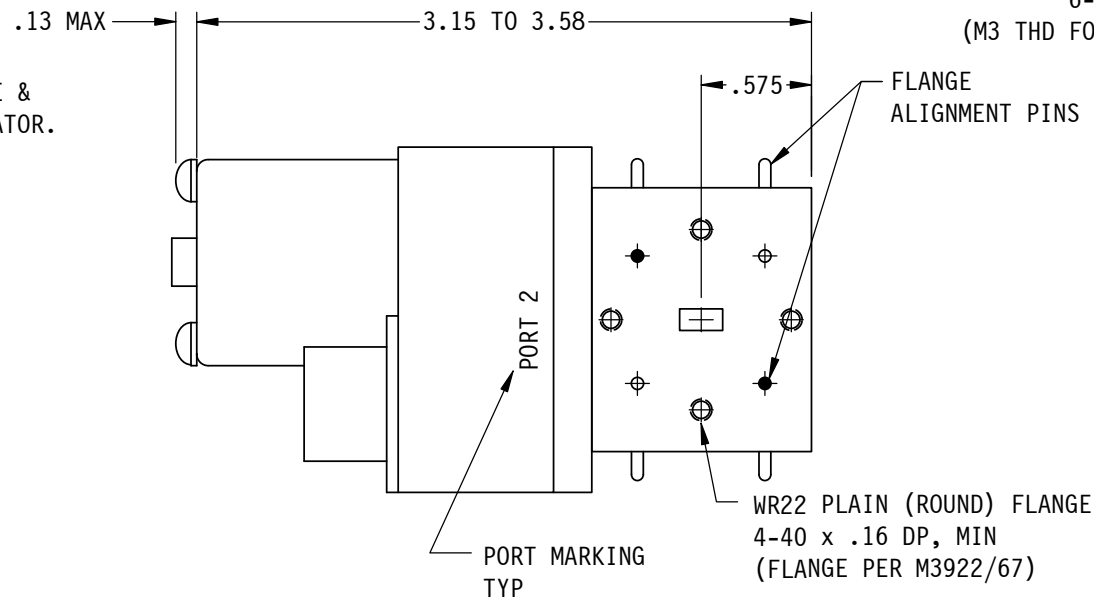
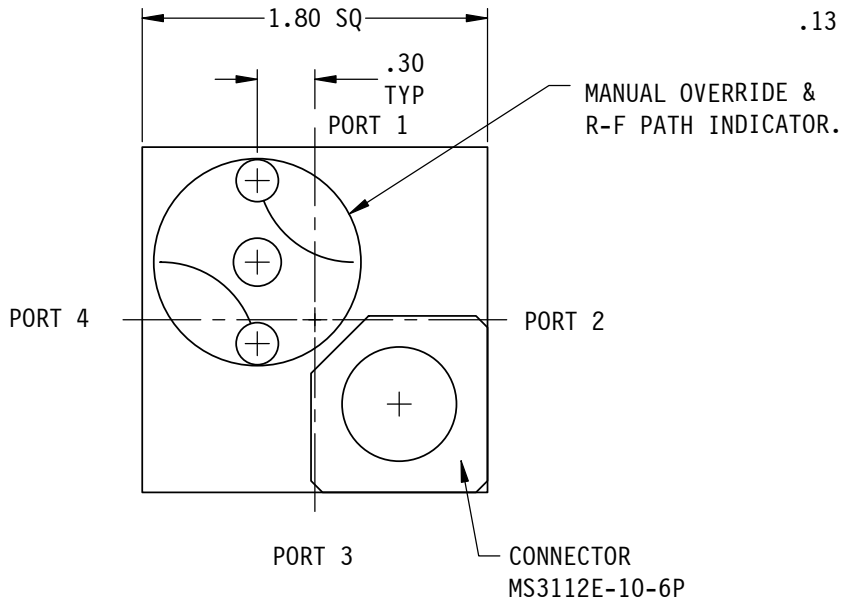


WR22 SERIES



SPECIFICATIONS;
 FREQ RANGE (GHz) — 33.0 - 50.0
 VSWR — 1.15 : 1 MAX
 INSERTION LOSS — 0.20 db, MAX
 ISOLATION — 50 db, MIN
 SWITCHING TIME — 50 mSec, TYP
 PRESSURE — TO 30 PSIG (R-F HEAD)
 FINISH — IRIDITE ON FLANGES, SATIN BLACK ENAMEL ON BODY.

- NOTES:**
 1. ** MANUAL SWITCH DOES NOT INCLUDE RECEPTACLE.
 2. BLUE BOXES ARE REQUIRED FIELDS.
 3. !! IF OPTION IS NOT REQUIRED, LEAVE (GOLD BOX) BLANK

VOLTAGE	AMPS	CODE
+22 TO +32	0.9	A
-22 TO -32	0.9	B
+10 TO +14	1.5	C
-10 TO -14	1.5	D
+44 TO +54	0.5	E
-44 TO -54	0.5	F
117VAC	0.5	H
MANUAL **		M

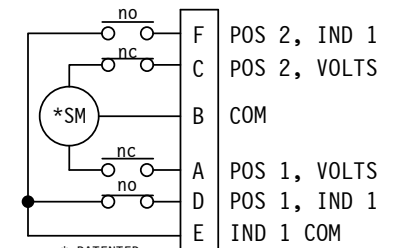
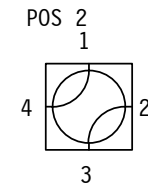
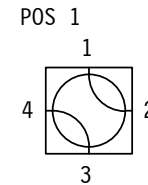
PART NO. SELECTION

CODE	FLANGE
P	PLAIN (ROUND)
!! OPTION	CODE
METRIC THD	M

22	P		
PART NO.	22	SPDT	1
SERIES	CODE	!! OPTION	CODE

PART NO. EX.: 22APM

WR22 LATCHING WG SWITCH, +28VDC, PLAIN ROUND FLANGE, METRIC MTG HOLES ON BOTTOM



STD. ELECTRICAL CKT. Shown in Position 1 (ONE FORM C)

R-F PATHS

WEB SITE: www.sectormicrowave.com

ZONE	LTR	DESCRIPTION	APV	DATE
	B	REMOVED FAILSAFE OPTION	TN	2/11/08
	A	ADDED NOTE 1 & CALLOUTS. CLARIFIED FLANGE INFO.	AC	11/3/98
REVISIONS				

TOLERANCES: DECIMALS 2 PLACES: +/- .03 3 PLACES: +/- .010 FRACTIONS: +/- 1/32 ANGLES: +/- 1/2 deg.			DRAWN	AC	10/13/97	SECTOR MICROWAVE IND., INC.
			CHECKED			
			APVD	JP	10/13/97	
			APVD			
			WR22 WG SW; LIGHTWEIGHT SER.		SIZE L MFG CODE 53263	WR22 SERIES
			SCALE: NONE UNIT WT.		SHEET 1 OF 1	
						B
						REV.