

SPECIFICATIONS;

FREQ RANGE (GHz) _____ 40.0 - 60.0

VSWR _____ 1.15 : 1 MAX

INSERTION LOSS _____ 0.20 db, MAX

ISOLATION _____ 50 db, MIN

SWITCHING TIME _____ 50 mSec, TYP

PRESSURE _____ TO 30 PSIG (R-F HEAD)

FINISH _____ IRIDITE ON FLANGES, SATIN BLACK ENAMEL ON BODY.

NOTES:

1. ** MANUAL SWITCH DOES NOT INCLUDE RECEPTACLE.

2. BLUE BOXES ARE REQUIRED FIELDS.

3. !! IF OPTION IS NOT REQUIRED, LEAVE (GOLD BOX) BLANK

VOLTAGE	AMPS	CODE
+22 TO +32	0.9	A
-22 TO -32	0.9	B
+10 TO +14	1.5	C
-10 TO -14	1.5	D
+44 TO +54	0.5	E
-44 TO -54	0.5	F
117VAC	0.5	H
MANUAL **		M

PART NO. SELECTION

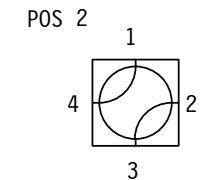
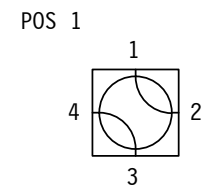
!! OPTION	CODE
METRIC THREAD	M

CODE	FLANGE
P	PLAIN (ROUND)

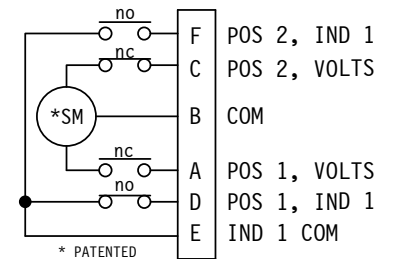
19	P	
19	SPDT	1
SERIES	!! OPTION	CODE

PART NO. EX.: 19APM

WR19 LATCHING WG SWITCH, +28VDC, PLAIN ROUND FLANGE, METRIC MTG HOLES ON BOTTOM



R-F PATHS



STD. ELECTRICAL CKT.
Shown in Position 1 (ONE FORM C)

WEB SITE: www.sectormicrowave.com

ZONE	LTR	DESCRIPTION	APV	DATE
	B	REMOVED FAILSAFE OPTION	TN	2/12/08
	A	ADDED NOTE 1 & CALLOUTS. CLARIFIED FLANGE INFO.	AC	11/3/98
REVISIONS				

TOLERANCES: DECIMALS 2 PLACES: +/- .03 3 PLACES: +/- .010 FRACTIONS: +/- 1/32 ANGLES: +/- 1/2 deg.			DRAWN	AC	10/13/97	SECTOR MICROWAVE IND., INC.
			CHECKED			
			APVD	JP	10/13/97	
			APVD			
			WR19 WG SW; LIGHTWEIGHT SER.			WR19 SERIES
SIZE	L	MFG CODE	53263			
SCALE: NONE		UNIT WT.	SHEET 1 OF 1		REV.	B