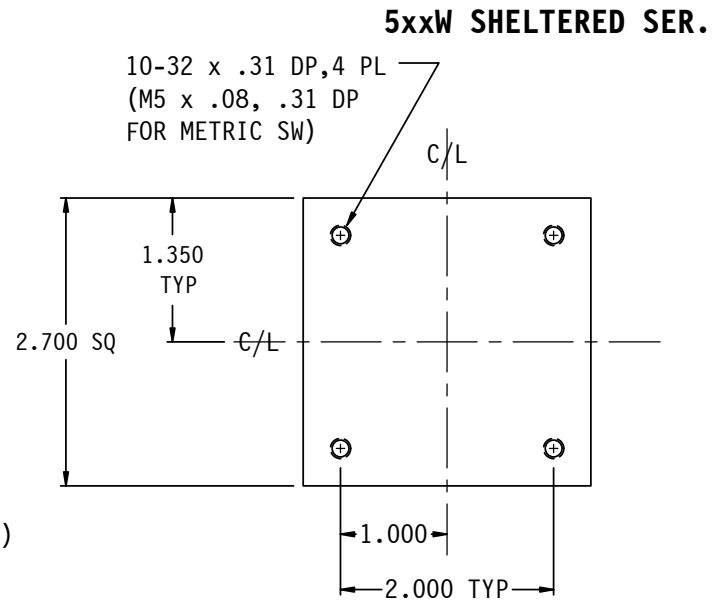
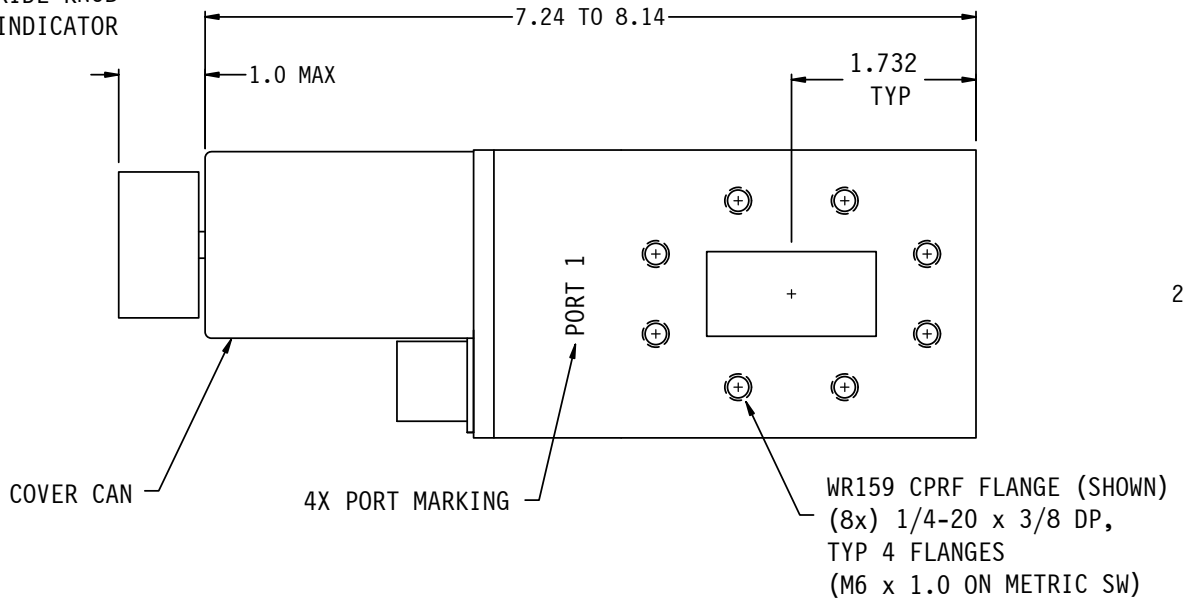


MANUAL OVERRIDE KNOB & R-F PATH INDICATOR



SPECIFICATIONS:

- FREQ RANGE _____ 4.90 TO 7.05 GHz
- VSWR _____ 1.05 : 1 MAX
- INSERTION LOSS _____ 0.02 db MAX
- ISOLATION _____ 70 db MIN
- SWITCHING TIME _____ 80 mSEC TYP
- PRESSURE _____ TO 30 PSIG (R-F HEAD ONLY)
- MATERIAL _____ ALUMINUM HOUSING
- FINISH _____ IRIDITE & SATIN BLACK ENAMEL (EXCEPT FLANGE FACES)
- LIFE _____ 200,000 OPERATIONS, MIN.

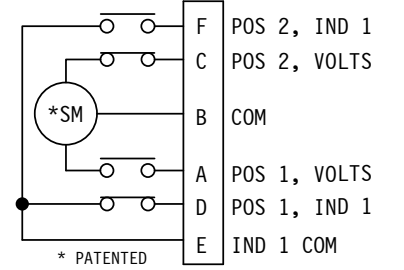
VOLTAGE	AMPS	CODE
+22 TO +32	2	A
-22 TO -32	2	B
+10 TO +14	2	C
-10 TO -14	2	D
+44 TO +54	1	E
-44 TO -54	1	F
117VAC	0.5	H
235VAC	0.5	K
MANUAL **		M

PART NO. SELECTION

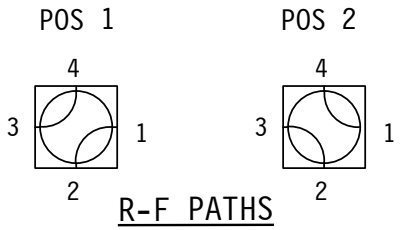
CODE	FLANGE	CODE	!! OPTION
F	CPRF	M	METRIC THREAD
G	CPRG		(USED IN A SHELTERED ENVIRONMENT)
		W	ENVIRONMENTAL SHELTERED

5					
PART NO. SERIES	5				
	CODE				
		SPDT	1		
		!! OPTION	CODE		

PART NO. EX.: 5AGW2
 WR159 WG SWITCH, +28VDC, CPRG (GROOVED) FLANGE, SHELTERED, CKT #2



STD. ELECT. CKT. Shown in Pos. 1 ONE FORM C



- NOTES:
- ** MANUAL SWITCH DOES NOT INCLUDE RECEPTACLE.
 - BLUE BOXES ARE REQUIRED FIELDS.
 - !! IF OPTION IS NOT REQUIRED, LEAVE (GOLD BOX) BLANK

WEB SITE: www.sectormicrowave.com

ZONE	LTR	DESCRIPTION	APV	DATE
	A	RELEASED	AC	6/1/93
REVISIONS				

TOLERANCES: DECIMALS 2 PLACES: +/- .03 3 PLACES: +/- .010 FRACTIONS: +/- 1/64 ANGLES: +/- 1/2 deg.	DRAWN A.C. 6/1/93
	CHECKED
	APVD J.P. 6/1/93
	APVD

SECTOR MICROWAVE IND., INC.

WR159 SHELTERED WG SW SER.

SIZE	L	MFG CODE	53263	5xxW SHELTERED SER.	A
SCALE: NONE	UNIT WT.	SHEET 1 OF 1	REV.		