

**SPECIFICATIONS;**  
 FREQ RANGE \_\_\_\_\_ 7.00 -11.0 GHz  
 VSWR \_\_\_\_\_ 1.05 : 1 Max.  
 INSERTION LOSS \_\_\_\_\_ 0.05 db, Max.  
 ISOLATION \_\_\_\_\_ 60 db, Min.  
 SWITCHING TIME \_\_\_\_\_ 60 mSec, Typ.  
 PRESSURE \_\_\_\_\_ To 30 PSIG (R-F Head only)  
 FINISH \_\_\_\_\_ SATIN BLACK ENAMEL, IRIDITE ON FLANGE FLACES.

**NOTES:**  
 1. \*\* MANUAL SWITCH DOES NOT INCLUDE RECEPTACLE.  
 2. BLUE BOXES ARE REQUIRED FIELDS.  
 3. !! IF OPTION IS NOT REQUIRED, LEAVE (GOLD BOX) BLANK

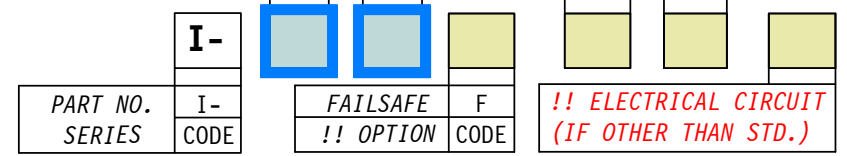
VOLTAGE	AMPS	CODE
+22 TO +32	0.9	A
-22 TO -32	0.9	B
+10 TO +14	1.5	C
-10 TO -14	1.5	D
+44 TO +54	0.5	E
-44 TO -54	0.5	F
117VAC	0.5	H
235VAC	0.5	K
MANUAL **		M

**PART NO. SELECTION**

CODE	FLANGE
P	PLAIN
C	CHOKE
O	O-RING
F	CPRF
G	CPRG

CODE	!! OPTION
M	METRIC THREAD

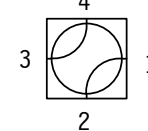
!! OPTION	CODE
SPDT	1



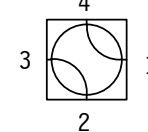
**PART NO. EX.:** I-APFM  
 WR102 WG SWITCH, +28VDC, PLAIN FLANGE, FAILSAFE, METRIC THDS.

FOR OTHER ELECT CKT'S SEE SCHEMATIC PAGE.

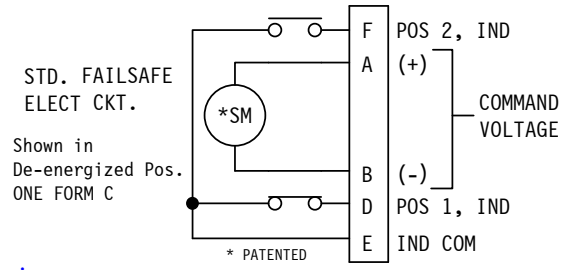
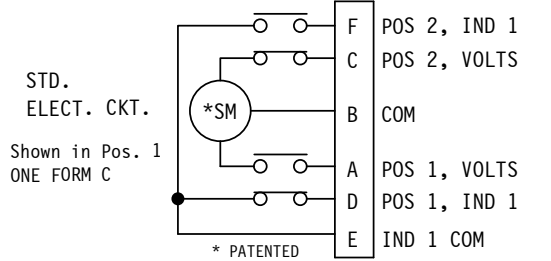
POS 1 (Latching)  
 De-energize (Failsafe)



POS 2 (Latching)  
 Energized (Failsafe)



**R-F PATHS**



WEB SITE: [www.sectormicrowave.com](http://www.sectormicrowave.com)

ZONE	LTR	DESCRIPTION	APV	DATE
	A	RELEASED	RR	9/5/06
<b>REVISIONS</b>				

TOLERANCES: DECIMALS 2 PLACES: +/- .03 3 PLACES: +/- .010 FRACTIONS: +/- 1/64 ANGLES: +/- 1/2 deg.	DRAWN J TRACY 9/5/06
	CHECKED
	APVD RR 9/5/06
	APVD

<b>SECTOR MICROWAVE IND., INC.</b>			
WR102 WAVEGUIDE SWITCH SERIES			
SIZE L	MFG CODE 53263	I-xxx SERIES	A
SCALE: NONE	UNIT WT.	SHEET 1 OF 1	REV.